

Thank you for contacting EVCharger Expert!

Dear customer!

We are ready to provide our quote for you but we need information about your property.

Our Self Survey instruction has several questions:

Step 1:

Name, Address, Email, Cell phone, Charger or outlet you want and we or you provide it.

Step 2:

Please find and send us pictures of the main and sub electrical panels*.

a)The main panel has the PG&E meter and is located outside:

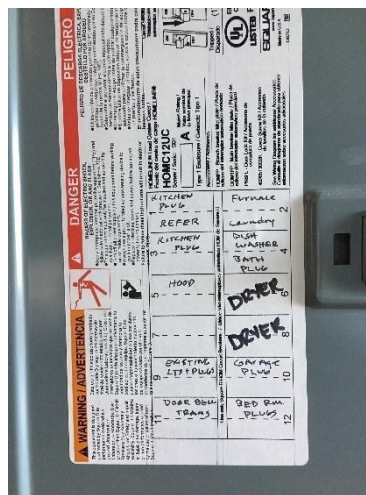
For Single-family house:



For Multi-Family and condo:



b)Sub-panels located in the garage or inside in the house. In the big houses they are 3 or more. In the condo and multi-family buildings it is in the apartment (laundry, hall, etc.):

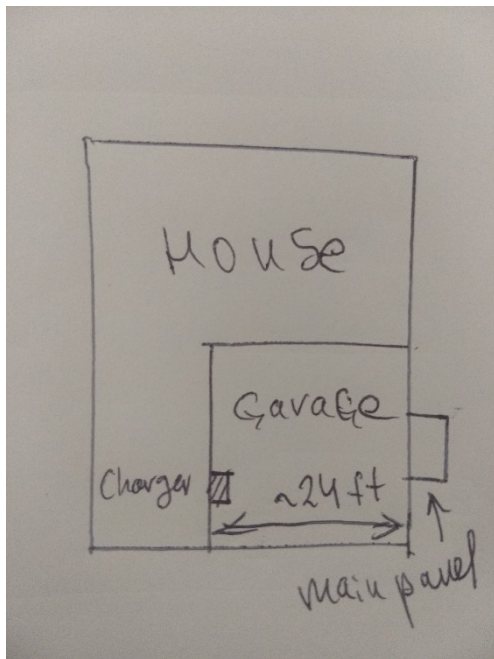


***The breakers size on the picture must be visible and readable!**

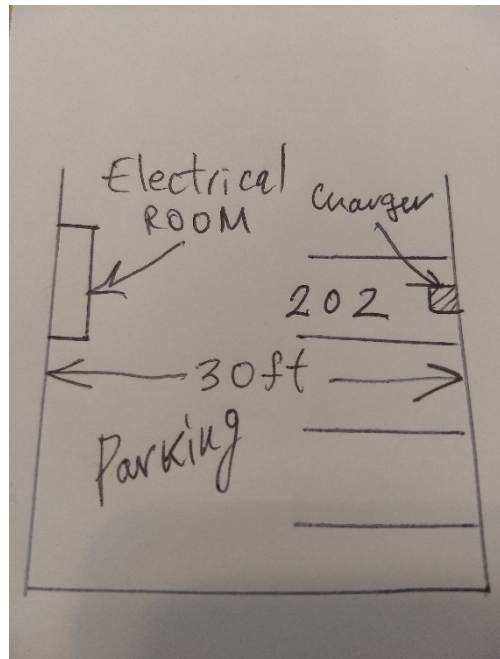
Step 3:

You can send us the simple sketch or the picture where we can see your panel (panels) and charger/outlet location. We need to see the distance between the charger and the electrical panels (approximately of course). Your simple sketch is very helpful!

For Single-Family house owners:



For Multi-Family Buildings:



**THAT'S IT!
WE ARE WAITING FOR YOUR PICTURES.
THANK YOU FOR YOUR ASSISTANCE!**

Attention.

ELECTRICITY is DANGEROUS!!!

We are required this information because our engineering analysis and free quote includes the permit's fees, load calculation, contract, NEC and **your safety**.

Your safety is our responsibility!!!

Please don't ignore that.

We will be happy to work with you!



3000 Nicol Ave Suite 9, Oakland, CA, 94602

Office: 415 851 8351

info@evchargerexpert.com

www.evchargerexpert.com

Lic# 1034095